

Simply Colorful

2019 Spring Mystery Quilt Challenge

Theme: Freedom

CLUE #3

This clue includes the making of 84 flying geese units (UNIT 3A) and the cutting of light blue squares.

The most important thing to remember is to place the red and blue in the correct position. Red triangle always goes on the bottom. See picture to right →



1. Organize your blue scraps into “Dark, Medium, and Light” values.



2. Make **84** UNIT 3As. UNFINISHED size will be 3.5” x 6.5”.



- Audition fabrics as in the photo to the right, using **DARK** red and **DARK** blue for inner triangles. Use neutral to set them off and light or medium blue for sides.
- I’ve included instructions for two different construction methods: Paper-pieced or rotary cut. Choose which ever method you prefer.



Make sure to put the dark blue triangle on top and dark red triangle on bottom.

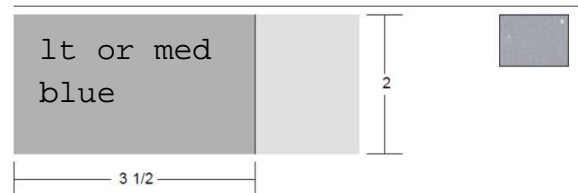
3. Cut **84** 3.5" x 3.5" squares from your Light Blue scraps. *Note: If you find your light blue scraps are too small, feel free to sew them together, just like we did with the neutral squares.*

The more variety of blue prints, the better. If some medium blue squares sneak in, that is fine. **Try to exclude any and all dark blue.**

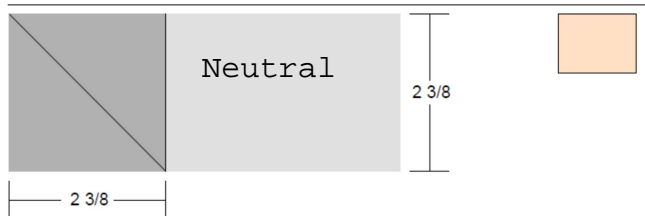


ROTARY CUTTING INSTRUCTIONS FOR UNIT 3A

1. Cut 2 – 2" x 3.5" light/medium blue rectangles

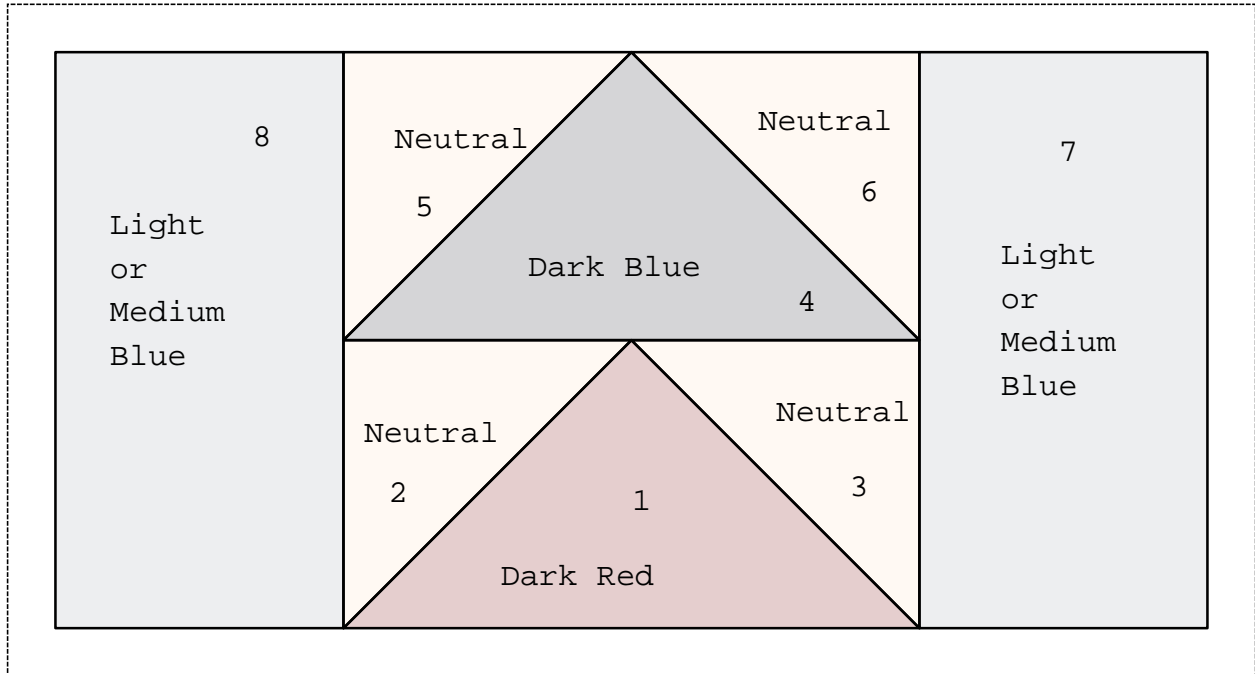


2. Cut 2 – 2 3/8" x 2 3/8" squares from your neutral fabric and cut them both in half so you have 4 triangles

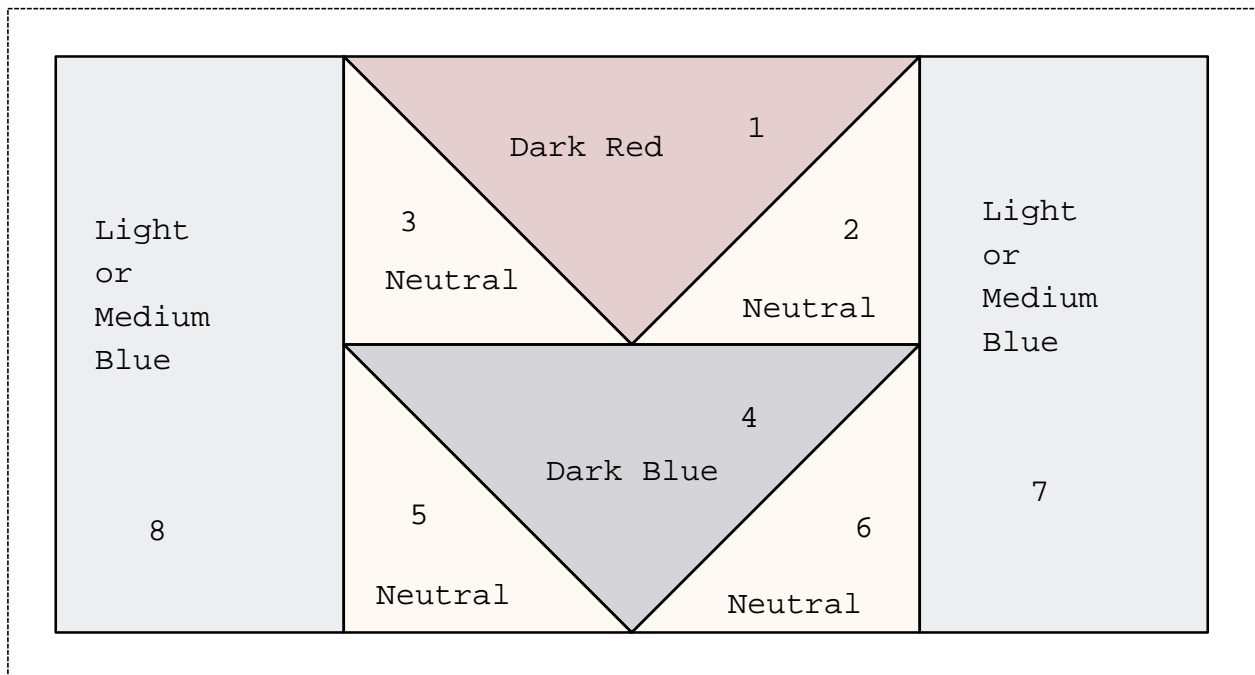


3. And for the dark red and dark blue flying geese, cut 4 3/16" x 4 3/16" squares, then cut diagonally to come up with 4 triangles of each of the dark red and dark blue. **You will only need one triangle of each color, but save the others for subsequent flying geese UNIT 3As...**remember, we need 84 of these Unit 3As!! [Unfinished size = 3.5" x 6.5"]





Note: Make sure your printer isn't set up to "shrink to fit".
 These unfinished units should measure 3.5" x 6.5".



That's all there is to Clue 3.

SCHEDULE OF CLUES

Here's the schedule of clues. Each clue will be posted by 7AM every Friday on the [Simply Colorful Mystery Quilt Along Group of Facebook](#) AND [here](#) on the Simply Colorful website.

[Clue 1](#) – May 3, 2019 [pdf](#); [video](#)

[Clue 2](#) – May 10, 2019 [pdf](#); [video](#)

Clue 3 – May 17, 2019 [video](#)

Clue 4 – May 24, 2019

Clue 5 – May 31, 2019

Clue 6 – June 7, 2019

Clue 7 – June 14, 2019

Clue 8 – June 21, 2019

Clue 9 – June 28, 2019 (The reveal)

May 17th FiberCast - click here: <https://youtu.be/0eP-T3tBnsQ>

Tune in at 8:00PM EST on Friday, May 17th. Lynn will show you how to make the units in this clue. Send questions and pictures to Lynn@simplycolorful.com. Please post questions and photos on the [Simply Colorful Mystery Quilt Along Group of Facebook](#).

Clue #4 will be published on May 24th, 2019 by 7AM EST.