

Simply Colorful Spring 2014 Mystery Quilt Challenge

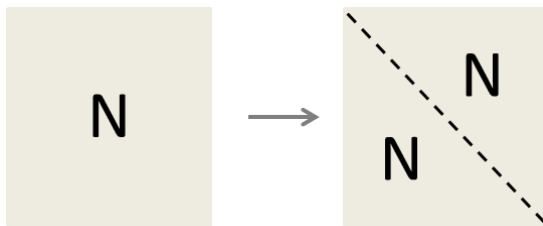
CLUE #4

This is the last week of building 3.5" units! You'll make a total of 192 units.

Let's do ALL cutting first.


Cut **96** – 3 7/8" x 3 7/8" N squares

Then cut on the diagonal to create **192** N triangles.



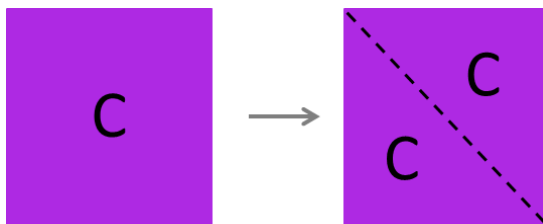
Cut **48** – 3 7/8" x 3 7/8" B squares

Then cut on the diagonal to create **96** B triangles.



Cut **48** – 3 7/8" x 3 7/8" C squares

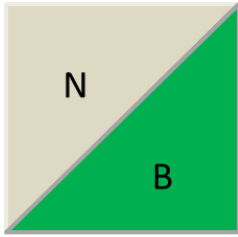
Then cut on the diagonal to create **96** C triangles.



Piecing instructions

Unit #4A - Make 96

Sew an N triangle to a B triangle – 96 times.

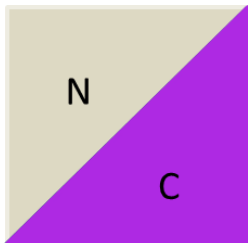


Unit #4A

The finished unit should measure 3.5". Set them aside.

Unit #4B – Make 96

Sew an N triangle to a C triangle – 96 times.



Unit #4B

The finished unit should measure 3.5". Set them aside.

Congratulations, you're done with Clue #4! Next week we put it all together.

Clue #5 will be published next Friday, March 21st at 7AM on the [Simply Colorful website](#).

Don't forget to watch Simply Colorful FiberCast every Friday night at 8PM Eastern Standard Time. LIVE on [Google+](#) or watch archives on the [Simply Colorful YouTube channel](#).